

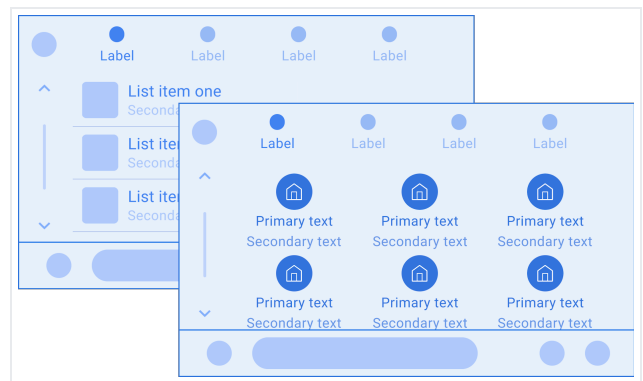
# Tab template

The Tab template acts as a container for other templates listed below, providing tabs across the top (as shown in [Anatomy of the Tab template](#) (#anatomy)).

The tabs allow switching among views. This capability is particularly useful for organizing content or views that users will want to browse or search.

## Includes:

- Tab bar with app icon and up to 4 tabs (no back button)
- Embedded template, which can be any of the following types:
  - [List](#)  
(/cars/design/create-apps/apps-for-drivers/templates/list-template)
  - [Grid](#)  
(/cars/design/create-apps/apps-for-drivers/templates/grid-template)
  - [Search](#)  
(/cars/design/create-apps/apps-for-drivers/templates/search-template)
  - [Pane](#)  
(/cars/design/create-apps/apps-for-drivers/templates/pane-template)
  - [Message](#)  
(/cars/design/create-apps/apps-for-drivers/templates/message-template)

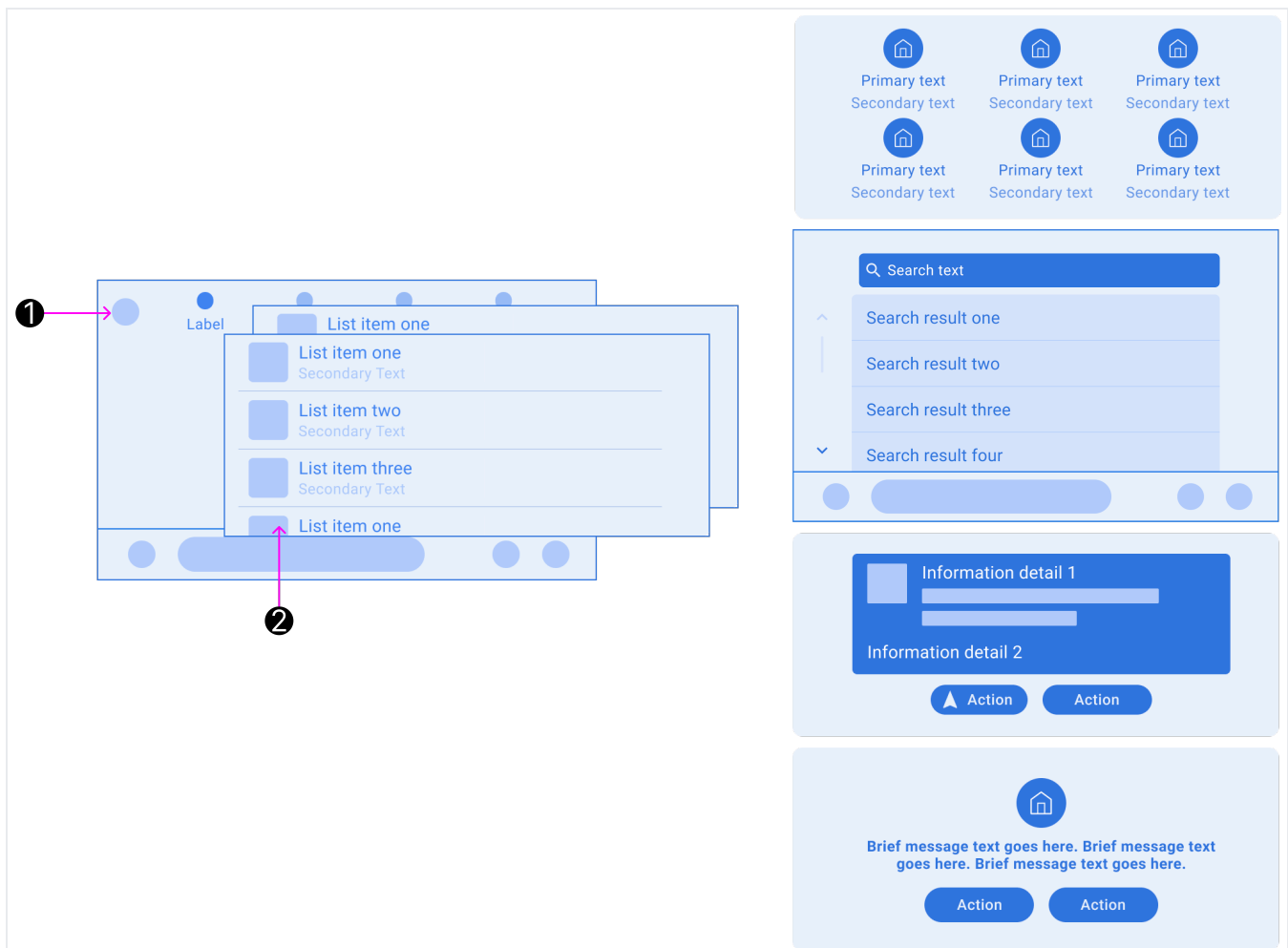


- Navigation  
(/cars/design/create-apps/apps-for-drivers/templates/navigation-template)

Each tab view corresponds to one embedded template, and only one tab view can be active at any given time.

**Note:** Headers from embedded templates are ignored because the space that would normally be used for the header is used for the tab bar.

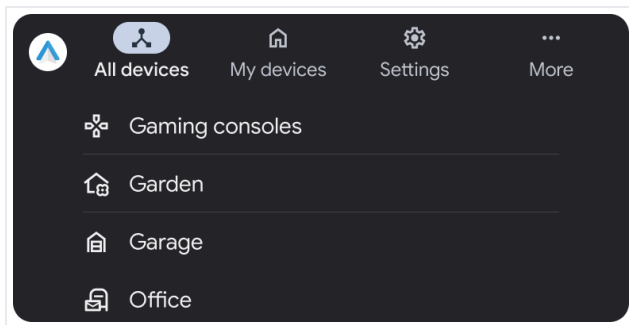
## Anatomy of the Tab template



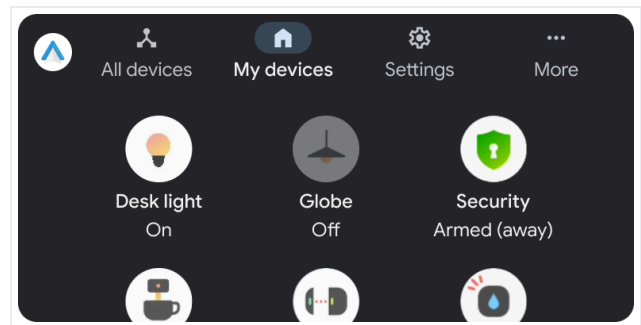
*The Tab template consists of the following elements:*

1. **Tab bar**, which can show up to 4 tabs
2. **Embedded template**, using one of the following templates: List, Grid, Search, Pane, Message, or Navigation

## Tab template examples



*The "All devices" tab view is created using a Tab template that contains a List template (Android Auto example)*



*The "Home devices" tab view is created using a Tab template that contains a Grid template (Android Auto example)*

## Tab template UX requirements

### App developers:

MUST	Provide monochromatic vector icons for each tab.
MUST	Include at least 2 and no more than 4 tabs in the app header.
MUST NOT	Allow more than 1 tab to be active at a time.
MUST NOT	Create a secondary navigation by adding a second level of tabs.
SHOULD	Use short tab labels to avoid truncation.
SHOULD NOT	Rely on a header or action strip in embedded templates.

Except as otherwise noted, the content of this page is licensed under the [Creative Commons Attribution 4.0 License](https://creativecommons.org/licenses/by/4.0/) (https://creativecommons.org/licenses/by/4.0/), and code samples are licensed under the [Apache 2.0 License](#)